

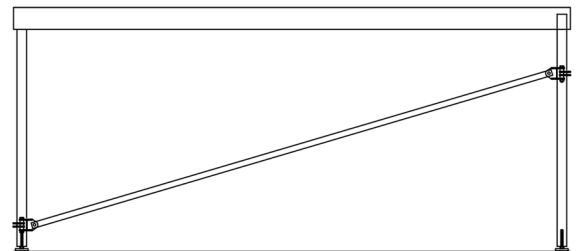
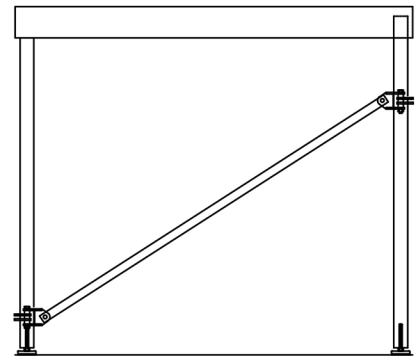
Construction

Features:

- 1" x 1" Square Aluminum Tubing
- Laser Cut Carbon Steel
- Thermoplastic 3/8-16 Wingnut
- Standard Clamp Attaches to Fixed or Adjustable Legs
- Mill Finish Aluminum Tube
- Wunderstructure Clamps Available
- Used to Tie Multi-Tier Risers Together
- Provides Additional Support on Stage Heights Over 36"
- Custom Designs Available

Sizes / Weights:

4' Diagonal Leg Brace	5 lbs.
4' Adjustable Diagonal Leg Brace	6 lbs.
4' Diagonal Brace for Wunderstructure to Fixed Leg	6 lbs.
8' Diagonal Leg Brace	7 lbs.
8' Adjustable Diagonal Leg Brace	8 lbs.
8' Diagonal Brace for Wunderstructure to Fixed Leg	8 lbs.



4' Diagonal Leg Brace




8' Diagonal Leg Brace



Adjustable Height
Leg Attachment



Fixed Height
Leg Attachment



Open Clamp



Closed Clamp