

Construction

- 6005 T-5 Proprietary Extruded Aluminum Frame & Corners
- Grade 5 Zinc Plated Bolts & Nylock Nuts
- 1" x 2" Rectangle Aluminum Tube Centerbrace
- Dual Locks Provide Deck to Deck Attachment
- See Page 2 For Surface Options

Features:

- 1" Thick 9-Ply Marine Grade Plywood
- 2 Coats of Weather Resistant Black Paint Treated with Roscoflamex PA Applied on Both Sides & All Edges
- Roscoflamex PA Has Been Approved for Use By The California & New York Fire Marshals & Has Been Tested According to ASTM E84 Class A.
- Nylock Nuts Eliminate Noise Interference & Feedback from Vibration
- Most Decks Surfaces are Interchangeable to Allow Versatility
- Bolt Construction Frame Allows for Easy Field Repair Instead of Replacement
- Dual Locks are Activated from the Top or Bottom of Decks
- Velcro Allows for Easy Installation of Fabric Skirting or Hard Closure Panels

Performance:

- 200 lbs. per Square Foot Certified Live Load Rating

Locking Mechanism:

- Steel Zinc Plated Chromate Dipped Dual Locks™ Provide 2,500 lbs. of Tensile Strength

Velcro:

- 3/4" Black Male Velcro Installed in Specially Designed Inset Channel on Extrusion

Weight:

- Approximately 129 – 139 lbs. Per 4' x 8' Deck (Weight Varies Depending on Surface Selection)

Available Sizes:

- From 12" x 12" up to 4' x 8'



Underside of Stage Deck



4' x 8' Stage Deck w/ Black Flame Retardant Paint



Thumb screws must be securely fastened when stage decks are assembled. Please contact us immediately if you have any damaged staging parts or pieces.



Female Dual Lock



Male Dual Lock




Center Brace



Leg Receiver



Corner Extrusion



Non Skid Quad
1" thick 9-ply, marine grade, Douglas Fir plywood with a 0.050 black, Non-Skid Quad Ripple Polypropylene applied to the top surface and a 0.020 Polypropylene applied to the bottom/ COF Value: 0.83 grip surface.



Haircell Polyvinyl
1" thick, 9-ply, marine grade, Douglas Fir plywood with a 0.050 smooth black Level Haircell Polyvinylpropylene applied to the top surface and a 0.020 Polypropylene applied to the bottom/COF Value: 0.71 grip surface.



Weather Resistant Option
A two-step CP10 primer/ sealer aggregate is applied to the edges of our poly or quad surfaces prior to positioning in the aluminum frame.



Grey Carpet
3/4" thick 11-Ply marine grade plywood with a 26 oz. pepper grey loop carpet adhered to plywood surface.



Black Carpet
3/4" thick 11-Ply marine grade plywood with a 30 oz. jet black pile carpet adhered to plywood surface.




Unfinished Plywood
1" thick 9-ply marine grade plywood can be sold unfinished or finished with stain or clear polyurethane.




Plywood with Black Flame Retardant Paint
• 1" Thick 9-Ply Marine Grade Plywood
• 2 Coats of Weather Resistant Black Paint
Treated with Roscoltmax PA Applied on Both Sides & All Edges




Grated Aluminum
1" x 3/16" mill finish swaged aluminum grating is welded to aluminum deck frames allowing for up-lighting, fog, haze and other special effects.



Diagonal Punch Aluminum Planks
6" Planks are welded to aluminum deck frames providing an impervious, weather-proof surface for permanent outdoor installations.



"Clear" Plexi
1" thick clear acrylic provides an unobstructed surface for up-lighting stages & runways. A combination of 1/4" + 1/4" thick surfaces can also be used to allow inexpensive replacement of the 1/4" surface so that decks remain in like new condition.




"Milk" Plexi
1" thick Natural Polypropylene (Milk) provides a diffused surface for up-lighting. A combination of 1/4" + 1/4" thick surfaces can also be used to allow inexpensive replacement of the 1/4" surface so that decks remain in like new condition.




Tempered Plyron
1" thick tempered hardboard laminated to a Douglas Fir/Hemlock core with 1 step layup, waterproof glue bond and meets APA PS 1-07 specifications.




Tongue & Groove-Natural
3/8" x 3" hardwood floor planks are glued to a 3/4" thick 11-Ply marine grade plywood base.




Tongue & Groove-Gunstock
3/8" x 3" hardwood floor planks are glued to a 3/4" thick 11-Ply marine grade plywood base.



Tongue & Groove-Cherry
3/8" x 3" hardwood floor planks are glued to a 3/4" thick 11-Ply marine grade plywood base.




Tongue & Groove-Woodstock
3/8" x 3" hardwood floor planks are glued to a 3/4" thick 11-Ply marine grade plywood base.



Tongue & Groove-Butterscotch
3/8" x 3" hardwood floor planks are glued to a 3/4" thick 11-Ply marine grade plywood base.



Tongue & Groove-Harvest
3/8" x 3" hardwood floor planks are glued to a 3/4" thick 11-Ply marine grade plywood base.



Custom Carpet #1



Custom Carpet #2