

Construction

- 6005 T-5 Proprietary Extruded Aluminum Frame And Corners
- Grade 5 Zinc Plated Bolts & Nylock Nuts
- 1" x 2" Rectangle Aluminum Tube Centerbrace
- Dual Locks Provide Deck To Deck Attachment
- 1" Thick 9-Ply Marine Grade Plywood Surface
- See Page Two For Surface Options

Features:

- Nylock Nuts Eliminate Noise Interference & Feedback From Vibration
- Most Decks Surfaces Are Interchangeable To Allow Versatility
- Bolt Construction Frame Allows For Easy Field Repair Instead Of Replacement
- Dual Locks Are Activated From The Top Or Bottom Of Decks
- Velcro Allows For Easy Installation Of Fabric Skirting Or Hard Closure Panels
- Optional Leg Clips For Under-Deck Storage Available

Performance:

- 200 lbs. Per Square Foot Certified Live Load Rating

Locking Mechanism:

- Steel Zinc Plated Chromate Dipped Dual Locks™ Provide 2,500 lbs. Of Tensile Strength

Velcro:

- ¾" Black Male Velcro Installed In Specially Designed Inset Channel On Extrusion

Weight:

- Approximately 129 – 139 lbs. Per 4' x 8' Deck (Weight Varies Depending On Surface Selection)

Available Sizes:

- From 12" x 12" Up To 4' x 8'



Underside Of Stage Deck




Female Dual Lock



Male Dual Lock




Center Brace



Leg Receiver



Corner Extrusion


Non Skid Quad

1" thick 9-ply, marine grade, Douglas Fir plywood with a 0.050 black, Non-Skid Quad Ripple Polypropylene applied to the top surface and a 0.020 Polypropylene applied to the bottom/ COF Value: 0.83 grip surface.


Haircell Polyvinyl

1" thick, 9-ply, marine grade, Douglas Fir plywood with a 0.050 smooth black Level Haircell Polyvinylpropylene applied to the top surface and a 0.020 Polypropylene applied to the bottom/COF Value: 0.71 grip surface.


Weather Resistant Option

A two-step CP10 primer/ sealer aggregate is applied to the edges of our poly or quad surfaces prior to positioning in the aluminum frame.


Grey Carpet

3/4" thick 11-Ply marine grade plywood with a 26 oz. pepper grey loop carpet adhered to plywood surface.


Black Carpet

3/4" thick 11-Ply marine grade plywood with a 30 oz. jet black pile carpet adhered to plywood surface.


Unfinished Plywood


1" thick 9-ply marine grade plywood can be sold unfinished or finished with stain or clear polyurethane.


Plywood with Black Flame Retardant Paint


1" thick 9-ply marine grade plywood can be sold unfinished or finished with stain or clear polyurethane.


Grated Aluminum


1" x 3/16" mill finish swaged aluminum grating is welded to aluminum deck frames allowing for up-lighting, fog, haze and other special effects.


Diagonal Punch Aluminum Planks

6" Planks are welded to aluminum deck frames providing an impervious, weather-proof surface for permanent outdoor installations.


"Clear" Plexi

1" thick clear acrylic provides an unobstructed surface for up-lighting stages & runways. A combination of 1/4" + 1/4" thick surfaces can also be used to allow inexpensive replacement of the 1/4" surface so that decks remain in like new condition.


"Milk" Plexi

1" thick Natural Polypropylene (Milk) provides a diffused surface for up-lighting. A combination of 1/4" + 1/4" thick surfaces can also be used to allow inexpensive replacement of the 1/4" surface so that decks remain in like new condition.


Tempered Plyron


1" thick tempered hardboard laminated to a Douglas Fir/Hemlock core with 1 step layup, waterproof glue bond and meets APA PS 1-07 specifications.


Tongue & Groove-Natural

3/8" x 3" hardwood floor planks are glued to a 3/4" thick 11-Ply marine grade plywood base.


Tongue & Groove-Gunstock

3/8" x 3" hardwood floor planks are glued to a 3/4" thick 11-Ply marine grade plywood base.


Tongue & Groove-Cherry

3/8" x 3" hardwood floor planks are glued to a 3/4" thick 11-Ply marine grade plywood base.


Tongue & Groove-Woodstock

3/8" x 3" hardwood floor planks are glued to a 3/4" thick 11-Ply marine grade plywood base.


Tongue & Groove-Butterscotch

3/8" x 3" hardwood floor planks are glued to a 3/4" thick 11-Ply marine grade plywood base.


Tongue & Groove-Harvest

3/8" x 3" hardwood floor planks are glued to a 3/4" thick 11-Ply marine grade plywood base.


Custom Carpet #1

Custom Carpet #2