

**Construction**

- 6005 T-5 Proprietary Extruded Aluminum Frame And Corners
- Grade 5 Zinc Plated Bolts & Nylock Nuts
- 1" x 2" Rectangle Aluminum Tube Centerbrace
- Dual Locks Provide Deck To Deck Attachment
- 1" Thick 9-Ply Marine Grade Plywood Surface
- See Page Two For Surface Options

**Features:**

- Nylock Nuts Eliminate Noise Interference & Feedback From Vibration
- Most Decks Surfaces Are Interchangeable To Allow Versatility
- Bolt Construction Frame Allows For Easy Field Repair Instead Of Replacement
- Dual Locks Are Activated From The Top Or Bottom Of Decks
- Velcro Allows For Easy Installation Of Fabric Skirting Or Hard Closure Panels
- Optional Leg Clips For Under-Deck Storage Available

**Performance:**

- 200 lbs. Per Square Foot Certified Live Load Rating

**Locking Mechanism:**

- Steel Zinc Plated Chromate Dipped Dual Locks™ Provide 2,500 lbs. Of Tensile Strength

**Velcro:**

- ¾" Black Male Velcro Installed In Specially Designed Inset Channel On Extrusion

**Weight:**

- Approximately 129 – 139 lbs. Per 4' x 8' Deck (Weight Varies Depending On Surface Selection)

**Available Sizes:**

- From 12" x 12" Up To 4' x 8'



Underside of Stage Deck

**Thumb screws must be securely fastened when stage decks are assembled. Please contact us immediately if you have any damaged staging parts or pieces.**




Female Dual Lock



Male Dual Lock




Center Brace




Leg Receiver



Corner Extrusion



**Non Skid Quad**  
1" thick 9-ply, marine grade, Douglas Fir plywood with a 0.050 black, Non-Skid Quad Ripple Polypropylene applied to the top surface and a 0.020 Polypropylene applied to the bottom/ COF Value: 0.83 grip surface.



**Haircell Polyvinyl**  
1" thick, 9-ply, marine grade, Douglas Fir plywood with a 0.050 smooth black Level Haircell Polyvinylpropylene applied to the top surface and a 0.020 Polypropylene applied to the bottom/COF Value: 0.71 grip surface.



**Weather Resistant Option**  
A two-step CP10 primer/ sealer aggregate is applied to the edges of our poly or quad surfaces prior to positioning in the aluminum frame.



**Grey Carpet**  
3/4" thick 11-Ply marine grade plywood with a 26 oz. pepper grey loop carpet adhered to plywood surface.



**Black Carpet**  
3/4" thick 11-Ply marine grade plywood with a 30 oz. jet black pile carpet adhered to plywood surface.




**Unfinished Plywood**  
1" thick 9-ply marine grade plywood can be sold unfinished or finished with stain or clear polyurethane.




**Plywood with Black Flame Retardant Paint**  
1" thick 9-ply marine grade plywood can be sold unfinished or finished with stain or clear polyurethane.




**Grated Aluminum**  
1" x 3/16" mill finish swaged aluminum grating is welded to aluminum deck frames allowing for up-lighting, fog, haze and other special effects.



**Diagonal Punch Aluminum Planks**  
6" Planks are welded to aluminum deck frames providing an impervious, weather-proof surface for permanent outdoor installations.



**"Clear" Plexi**  
1" thick clear acrylic provides an unobstructed surface for up-lighting stages & runways. A combination of 3/4" + 1/4" thick surfaces can also be used to allow inexpensive replacement of the 1/4" surface so that decks remain in like new condition.




**"Milk" Plexi**  
1" thick Natural Polypropylene (Milk) provides a diffused surface for up-lighting. A combination of 3/4" + 1/4" thick surfaces can also be used to allow inexpensive replacement of the 1/4" surface so that decks remain in like new condition.




**Tempered Plyron**  
1" thick tempered hardboard laminated to a Douglas Fir/Hemlock core with 1 step layup, waterproof glue bond and meets APA PS 1-07 specifications.




**Tongue & Groove-Natural**  
3/8" x 3" hardwood floor planks are glued to a 3/4" thick 11-Ply marine grade plywood base.



**Tongue & Groove-Gunstock**  
3/8" x 3" hardwood floor planks are glued to a 3/4" thick 11-Ply marine grade plywood base.



**Tongue & Groove-Cherry**  
3/8" x 3" hardwood floor planks are glued to a 3/4" thick 11-Ply marine grade plywood base.



**Tongue & Groove-Woodstock**  
3/8" x 3" hardwood floor planks are glued to a 3/4" thick 11-Ply marine grade plywood base.



**Tongue & Groove-Butterscotch**  
3/8" x 3" hardwood floor planks are glued to a 3/4" thick 11-Ply marine grade plywood base.



**Tongue & Groove-Harvest**  
3/8" x 3" hardwood floor planks are glued to a 3/4" thick 11-Ply marine grade plywood base.



**Custom Carpet #1**



**Custom Carpet #2**